



Divvy.bet Knowledge Hub

Getting started with online
crypto sportsbetting

Table of contents

Get ready!

- | | |
|---------------------------------------------|----|
| 1. Set up a Phantom Wallet | 03 |
| 2. Connect your Phantom Wallet to Divvy.bet | 04 |
| 3. Sports betting 101 | 06 |

Time to Divvy.bet!

- | | |
|-----------------------------|----|
| 4. Place a bet on Divvy.bet | 09 |
| 5. Check your bets | 10 |
| 6. BE THE HOUSE | 11 |

Disclaimer

“All the betting odds and token amount (including but not limited to those shown in wallets, bets, and house pool) are of reference value only and subject to change. Please make your own enquiries as to the latest numbers.”

1. Set up a Phantom Wallet

Step 1 - Download Phantom Wallet Installer

Visit <https://phantom.app/download> and select your browser type. Follow steps in your respective extension store to add Phantom to your browser (Click here for Browser Support). After installing, you should see Phantom start-up in a new tab.

Step 2 - Create your wallet (For first time Solana users)

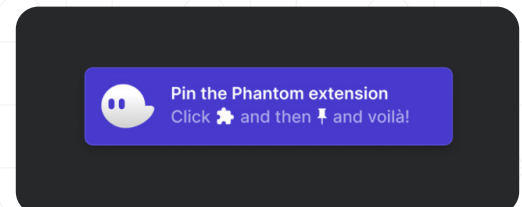
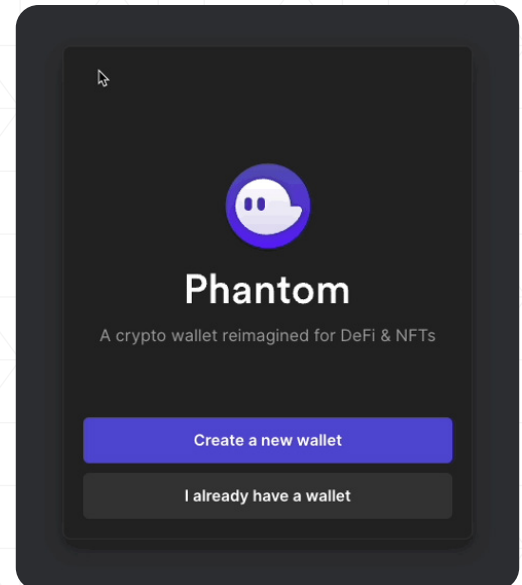
If you are a new Solana user, select **“Create New Wallet”** and create a password.

Store your **“Secret Recovery Phrase”** in a safe and secure location, it is the only way to recover your wallet. **At no point will a member of the Phantom team ever ask you for this phrase. Whoever has access to this phrase has access to your funds.**

Step 3 - Pin the extension

After you've set up/logged in your wallet, look for the purple box on the top right side of your browser to pin the extension.

If you don't see it or wish to pin it later, you could come back and look for a **“puzzle piece”** icon and click on it to access a list of installed extensions. There you should find Phantom, click on the **“pin icon”** to make it easier to find in the future.




WARNING!

DO NOT share your Secret Recovery Phrase with anyone! If someone has access to your secret phrase, they will have access to your wallet. Phantom support or Divvy.bet will NEVER ask you for your secret phrase or your private key.

2. Connect your Phantom Wallet to Divvy.bet

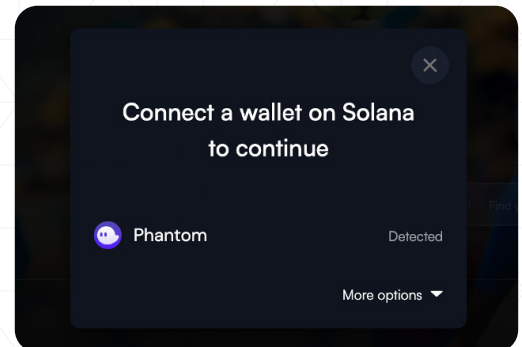
Step 1 - Connect Phantom Wallet

To connect to Divvy, all you have to do is click on the “Select Wallet” located on the top right of the application.



Click on the button and you will see a pop up appear in the center of the screen with the Phantom logo.

Click on the Phantom logo and you will be asked to enter your password on another popup that will appear on your screen. Enter your password to get connected.



Step 2 - Change to Devnet

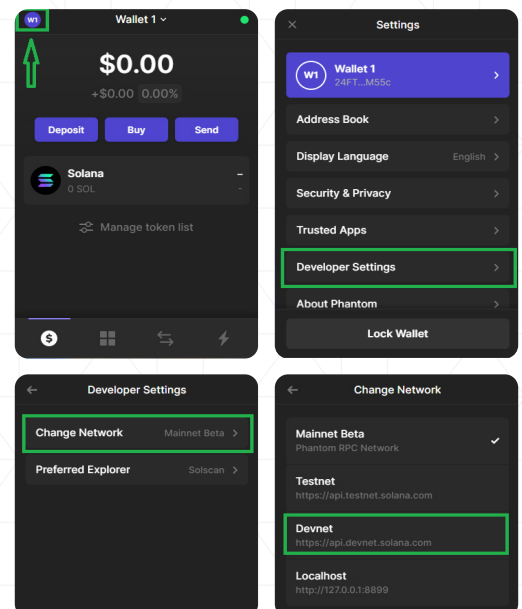
After connecting your wallet, you need to change the Developer Setting to “Devnet” to participate in our Beta testing. After you open your Phantom Wallet, click the **wallet icon on top left corner** to get into “Settings”

In “Settings”, click into “Developer Settings”

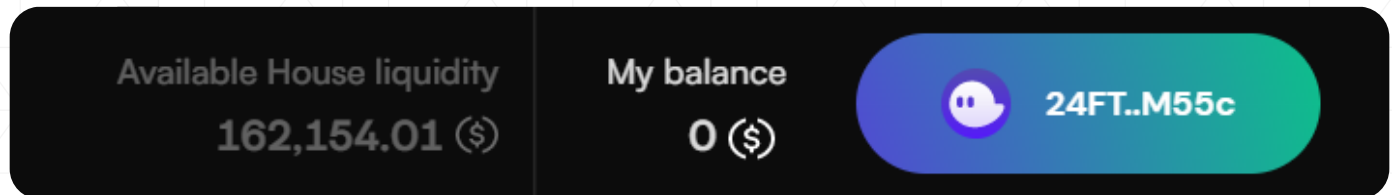
In Developer Settings, click “Change Network”

In “Change Network”, click “Devnet” (Default setting is “Mainnet Beta”)

After you change to Devnet, you will see a bar on top of your wallet interface informing that you are currently on Devnet.



Once you connect your wallet and changed to Devnet. You will notice that the “My Balance” and “Available House Liquidity” areas on the top navigation bar of the screen will have been populated based on your Devnet token and the current Available House Liquidity. You will also notice that the Select Wallet button is now populated with the first 4 and last 4 characters of your wallet address



Step 3 - Get Devnet SOL

In order to use the Solana Devnet network, you’ll need to have Devnet SOL in your wallet to pay for transaction fees as you’re interacting with various DApps on the ecosystem. Here are the steps to obtain them:

Head to <https://solfaucet.com> and input your Solana wall address and click on “DEVNET” to receive 1 Devnet SOL. If you have issue with the website, open a ticket on discord and paste your address requesting for Devnet SOL tokens. We will get you covered.



3. Sports betting 101

Money Line Bets:

A money line bet is a type of wager that is placed on the **outcome** of a sporting event. Money line bets are the simplest type of bet, and they involve betting on which team or player will win the game outright. Money line bets are typically offered at American sportsbooks and involve betting on either the favorite (the team or player expected to win the game) or the underdog (the team or player expected to lose the game). In the screenshot for example, the money line for UAB Blazers is shown to be 1.23 and the money line for Miami (Ohio) Redhawks is 4.45. This means that if you bet on UAB Blazers and they win the game, you will have to risk \$1 to win \$.23 (On top of your \$1 wager). If you bet on Miami (Ohio) Redhawks, you will have to risk \$1 to win \$3.45 (On top of your \$1 wager).

The screenshot shows a betting card for an NCAA 2022/2023 match between UAB Blazers and Miami (Ohio) Redhawks. The card is divided into three columns: Money Line, Spread, and Total. The Money Line column shows 1.23 for UAB Blazers and 4.45 for Miami (Ohio) Redhawks. The Spread column shows -10.5 for UAB Blazers and +10.5 for Miami (Ohio) Redhawks. The Total column shows O 45.5 for UAB Blazers and U 45.5 for Miami (Ohio) Redhawks. The card also includes a timer for the game start: 20h 2m 5s.

Team	Money Line	Spread	Total
UAB Blazers	1.23	-10.5 1.89	O 45.5 1.9
Miami (Ohio) Redhawks	4.45	+10.5 1.92	U 45.5 1.9

Spread Bets:

A spread bet involves betting on the margin of victory of a game. Spread bets involve betting on the favorite **to win by a certain number of points** or betting on the underdog **to lose by a certain number of points**. The number of points is called the “spread” and is typically set by the sportsbook. If the favorite wins by more than the spread, then the bettor will win the bet. If the favorite loses by less than the spread, then the bettor will lose the bet.

The screenshot shows a betting card for an NCAA 2022/2023 match between UAB Blazers and Miami (Ohio) Redhawks. The card is divided into three columns: Money Line, Spread, and Total. The Money Line column shows 1.23 for UAB Blazers and 4.45 for Miami (Ohio) Redhawks. The Spread column shows -10.5 for UAB Blazers and +10.5 for Miami (Ohio) Redhawks. The Total column shows O 45.5 for UAB Blazers and U 45.5 for Miami (Ohio) Redhawks. The card also includes a timer for the game start: 20h 2m 1s.

Team	Money Line	Spread	Total
UAB Blazers	1.23	-10.5 1.89	O 45.5 1.9
Miami (Ohio) Redhawks	4.45	+10.5 1.92	U 45.5 1.9

In the screenshot for example, the spread for UAB Blazers is shown to be -10.5 and the spread for Miami (Ohio) Redhawks is +10.5. This means that **UAB Blazers are the favorites** and **Miami (Ohio) Redhawks are the underdogs**. If you bet on UAB Blazers with the -10.5 spread, UAB Blazers would need to **win the game by more than 10 points** for you to win the spread bet. If you bet on Miami (Ohio) Redhawks with the +10.5 spread, Miami (Ohio) Redhawks would need to **lose by less than 11 points** for you to win the spread bet. This means that if you bet on UAB Blazers and they win the game by 11 or more points, you will have to risk \$1 to win \$.89 (On top of your \$1 wager). If you bet on Miami (Ohio) Redhawks +10.5, and they lose by less than 10 or less points you will have to risk \$1 to win \$.92 (On top of your \$1 wager).

Total Bets:

A total bet is a type of wager in which a bettor is betting on the **total number of points** or goals scored in a game. The total is set by the sportsbook, and the bettor will either bet on the **“over (o)”** (betting that the total number of points scored will be more than the total set by the sportsbook) or the **“under (u)”** (betting that the total number of points scored will be less than the total set by the sportsbook).

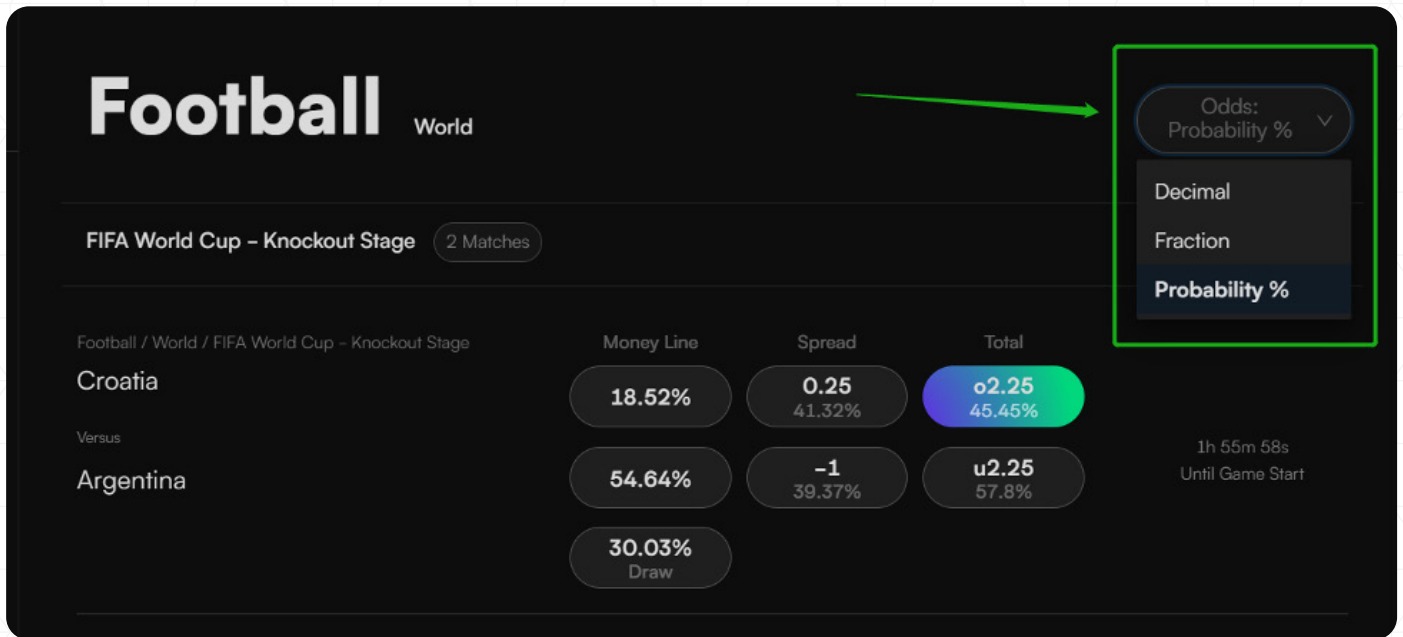
The screenshot displays a betting interface for an NCAA 2022/2023 game. At the top, it says 'NCAA 2022/2023' with a '14 matches' indicator. Below this, the sport is identified as 'Am. Football / United States / NCAA 2022/2023'. The main focus is on two teams: UAB Blazers and Miami (Ohio) Redhawks. For each team, there are three betting options: Money Line, Spread, and Total. The Total bet for both teams is set at 45.5. The Odds for the Total bet are 1.9 for both Over and Under. The game is scheduled to start in 20h 1m 50s.

Team	Money Line	Spread	Total
UAB Blazers	1.23	-10.5 (1.89)	O 45.5 (1.9)
Miami (Ohio) Redhawks	4.45	+10.5 (1.92)	U 45.5 (1.9)

In the screenshot for example, the total of the game is set at 45.5, a bettor would wager on the “O 45.5” if they thing the total number of points scored in the game will be 46 or more. If the bettor believes the total number of points scored int the game will be 45 or less, then they would wager on the “U 45.5”. The total bet is priced at 1.9 for both the Over and the Under. This means that if you bet on the over and the total number of points scored is 46 or more, you will have to risk \$1 to win \$.90 (On top of your \$1 wager). If you bet on the under and the total number of points scored is less than 46, you will have to risk \$1 to win \$.90 (On top of your \$1 wager).

Select the odds format:

All of the above odds can be shown in different forms of your preference. You'll notice a dropdown selection for "Odds". Use this dropdown to select the Odds format you're most comfortable with.



Decimal: Decimal betting odds are expressed as a number with up to two decimal places. This number represents the total amount of money you will receive if the outcome of the event is as predicted, including your stake. For example, if the odds of a football team winning a match are listed as 1.75, it means that for every 1USDC you stake, you would receive 1.75USDC in winnings if the team wins the match.

Fractions: Fractional betting odds are expressed as a fraction. The numerator (top number) represents the amount of money you will win if the outcome of the event is as predicted, and the denominator (bottom number) represents the amount of money you will need to stake in order to win the amount in the numerator. For example, if the odds of a football team winning a match are listed as 3/1, it means that for every 1USDC you stake, you would receive 3USDC in winnings if the team wins the match.

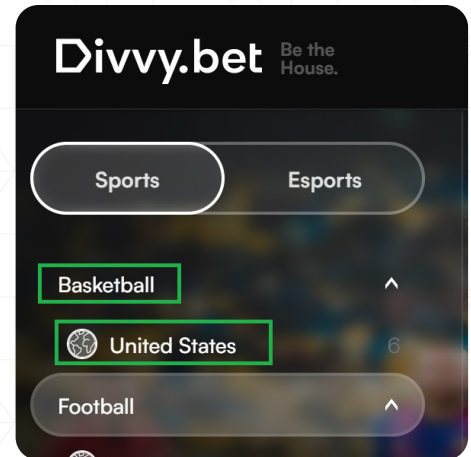
Probability %: Probability betting odds are expressed as a percentage that reflects the likelihood of the outcome of a certain event. For example, if a sportsbook is listing the odds of a football team winning a match as 60%, it means that the team has a 60% chance of winning the match.

4. Place a bet on Divvy.bet

Step 1

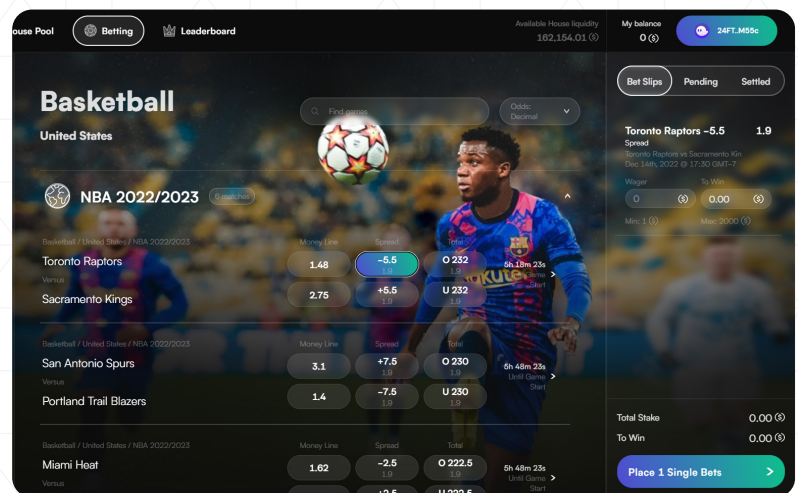
To place a bet, navigate to the left side bar and select the Sport and Country of the league you'd be interested in betting on. For example: the NBA is a United States based League, so you'd have to select United States under Basketball.

Once selected you'll see a list of the current available games populated on the center of the screen.



Step 2

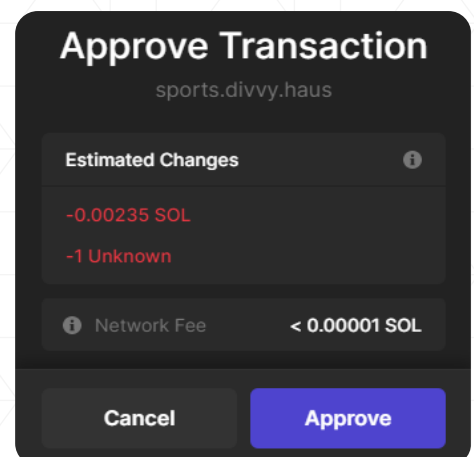
From here you can choose the game/match you'd like to bet on and select what kind of bet you want to bet on. Currently the DApp supports Moneyline, Spread, and Totals as bet types (If you forget what these term means, go to the previous session on [Sports betting 101](#)). Once you make a selection(s), you'll see them populate on the bet slip which is on the right side of the screen. On the bet slip is where you select how much you'd like to wager. We will also show you how much you can potentially win on this bet. Once your selection(s) is confirmed you need to click the button on the bottom that says "Place xx Single Bets".



Step 3

Once you place your bets you will be asked to approve each bet via a wallet popup.

Click Approve and you will get a message on the bottom right of the screen that says, "Bet Placed Successfully". After refreshing your page, you will be able to see this bet in the Pending Tab.



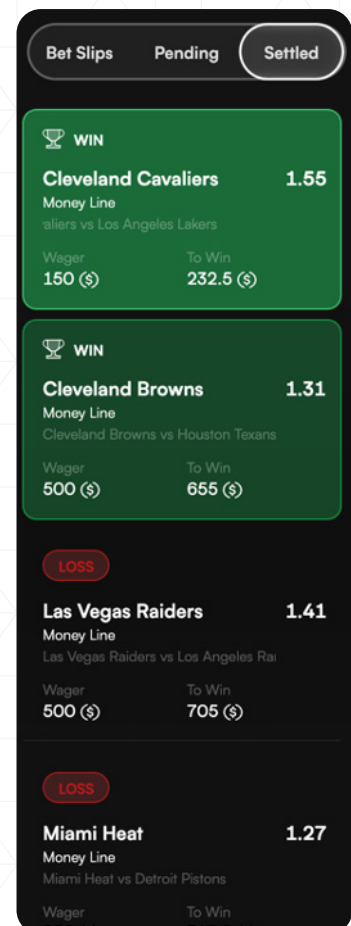
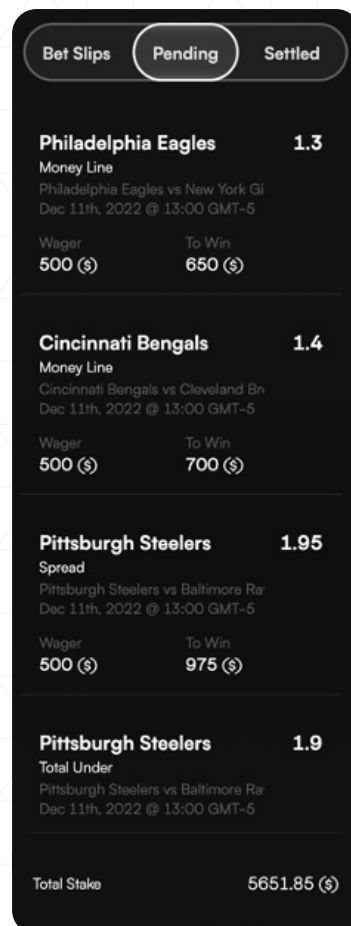
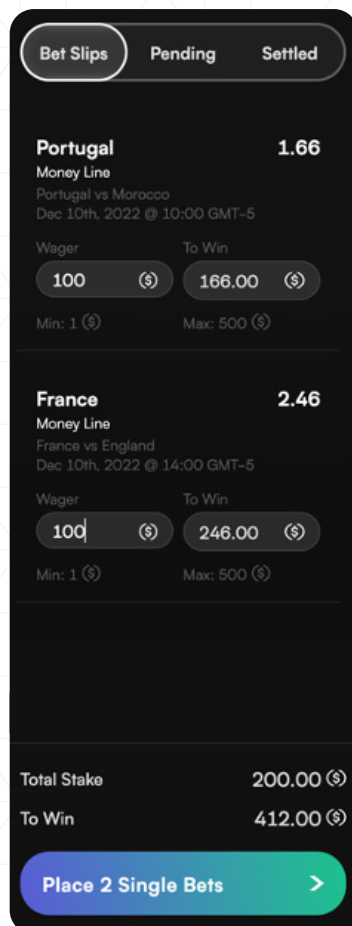
5. Check your bets

There are 3 tabs on which you can check and monitor the bets you placed — Bet Slips, Pending, and Settled.

Bet Slip: The Bet Slip tab is a section of the sportsbook where the customer can view and manage the bets they have placed. This tab will show all the bets that the customer has yet to submit and will allow them to edit or delete them before submission.

Pending: The Pending tab is a section of the sportsbook that shows all the bets that are currently being processed. This tab shows all the bets that have been placed by the customer but are yet to be settled. For example, if a customer has placed a bet on a football match that has not yet been completed, their bet will be listed in the pending tab until the outcome of the match is known.

Settled: The Settled tab is a section of the sportsbook that shows all the bets that have been settled. This tab shows all the bets that have been placed by the customer and have been settled based on the outcome of the event. For example, if a customer has placed a bet on a football match and the result is known, their bet will be listed in the settled tab with a status of either 'Won', 'Lost', or 'Push'.



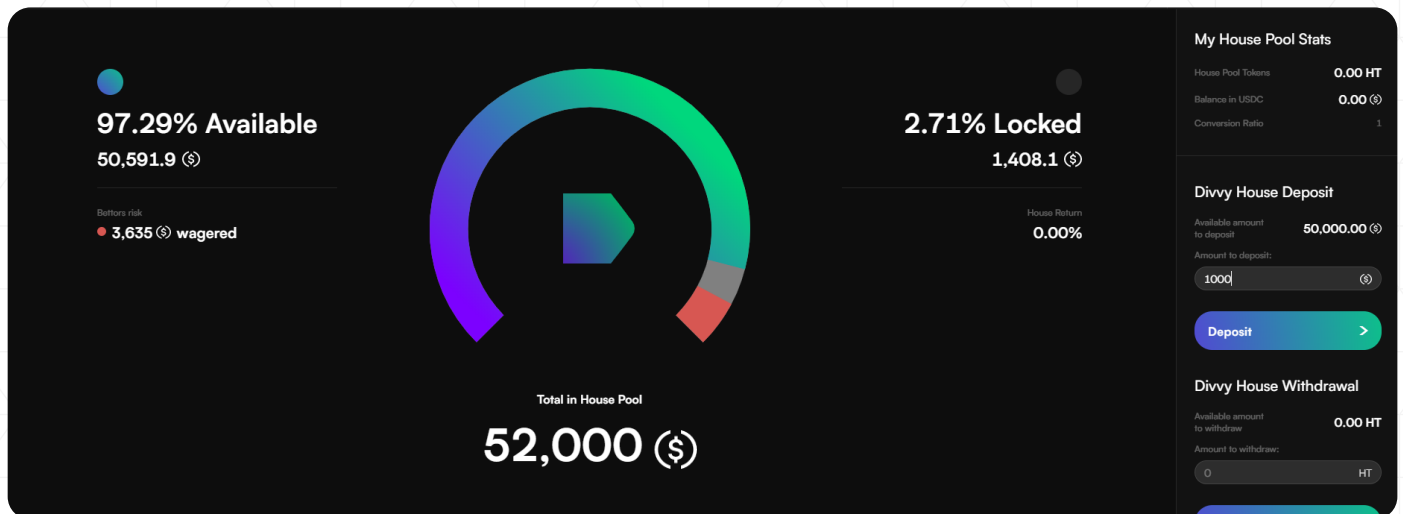
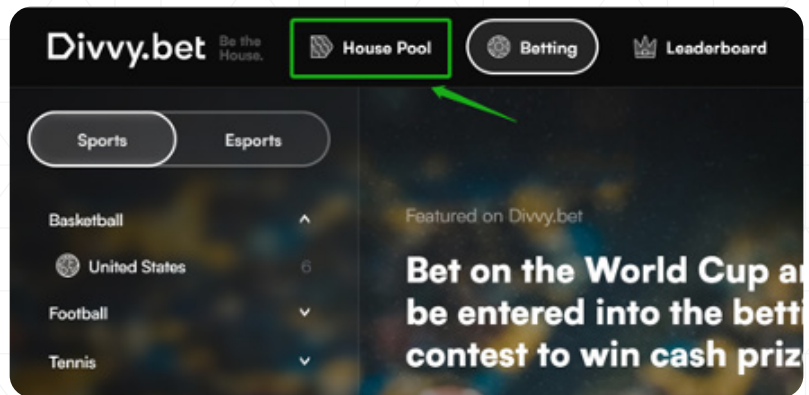
6. BE THE HOUSE

One of the Divvy Difference is that you can BE THE HOUSE and share the house pool profits. Here is how.

Step 1 - Contribute to the House Pool

Navigate to the **“House Pool”** using the navigation bar on the top of the screen.

Once you’ve accessed the House Pool you can deposit USDC by selecting an amount on the right side of the screen. Once you’ve confirmed the amount you want to deposit. Click on **“Deposit XXX.XX”** on the bottom of the screen.

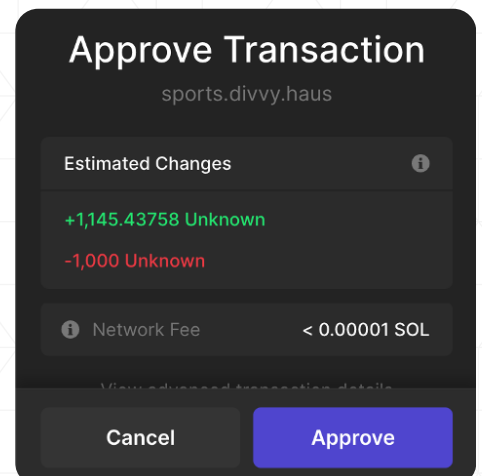


You will notice that your House Pool Tokens and Balance in USDC will be updated upon the transaction being successful.

Step 2 - Approve the transaction

After depositing you will be asked to approve the transaction via your wallet. Click approve and you will get a message that says **“Transaction Success”** on the bottom left side of the screen.

You will notice that your House Pool Tokens and Balance in USDC will be updated upon the transaction being successful.



What are House Pool Tokens?

In order for the Divvy protocol to function properly, there must be liquidity in the House Pool to secure the bets entered by the bettors. In order to keep track of Liquidity Providers (LPs) deposit into the House Pool, Divvy mints House Pool Tokens (HT) representing the LPs share of the House. The total HTs a LP possess will reflect their proportional claim to the Divvy's total profits and losses generated from betting activity.

How is the House Token conversion ratio calculated?

The HT conversion ratio represents the value of HT in USDC. The value of the House Tokens is derived by:

House Pool Balance ÷ Total House Tokens in Circulation

The HT conversion ratio is used by the protocol to determine the minting and redemption rate when LPs are depositing or withdrawing from the House Pool. The conversion value will fluctuate based on the performance of the House. Divvy House profits are added directly into the house pool and the larger that balance, the higher the conversion ratio.

Withdrawing from the House

LPs may withdraw from the house by returning HT to Divvy and redeem the equivalent in USDC. During the redemption process, the returning HT are burnt by the protocol in exchange for USDC. The amount of USDC received is determined by the current conversion ratio of HT x the amount of HT returned.